





10 Commandments Puppets





10 Commandments Puppets




10 Commandments Puppets



10 Commandments Puppets



10 Commandments Puppets





10 Commandments Lesson Plan

1. Opening Activity (5 minutes)

Start by asking the kids what the 10 Commandments are and why they're important. This is where you'll introduce the 10 Commandments puppets you made ahead of time and let kids know they'll be making their own.

2. Read the Commandments (5-10 minutes)

Use the 10 Commandments for Kids list below to read through each Commandment. Hold up the corresponding puppet as you say each Commandment. Encourage the kids to repeat each Commandment after you as you go through the list. If they're older, ask them to think of examples of how they can follow each Commandment.

10 Commandments Simple Version

One God. *God is the most important person in our lives.*

No Idols. *Worship God only.*

Watch Your Words. *We should respectfully speak about God.*

Rest on the Sabbath Day. *Take time to rest and spend time with God and family on the Sabbath Day.*

Honor Your Father and Mother. *Obey your parents and respect them.*

Do Not Murder. *Treat others with kindness and never hurt anyone.*

One Man, One Woman. *Keep your wedding promises.*

Do Not Steal. *Don't take what's not yours.*

Do Not Lie. *Always be truthful and honest.*

Do Not Covet. *Be happy with what you have and don't envy others.*

3. 10 Commandments Puppets Activity (20 minutes)

After reading through the 10 Commandments, bring out the 10 Commandments puppets supplies. Let the kids color, cut, and assemble their puppets. For younger children, you may choose to pre-cut the pieces to help things along. Once the puppets are ready, use them to go through the Commandments once more in preparation for the game that follows.

3. 10 Commandments Puppets Activity (20 minutes)

Have the kids choose one of the 10 Commandments puppets they made and put the others aside. They will use the puppet they chose for the 10 Commandments puppets game. Read the 10 Commandments puppets game story below and encourage the children to listen for the Commandment represented on the puppet they chose. For example, when you say "Do Not Steal," the kids who chose that particular puppet should hold it up. This game reinforces the 10 Commandments in an interactive way and helps children practice their listening skills.

4. Puppet Game (5–10 minutes)

Once upon a time, in a bright and peaceful village, lived a wise and kind King. The King loved his people dearly and wanted them to live happy lives that pleased God. One day, he gathered all the children in the village around a big oak tree and told them a special story about the 10 Commandments, which are important rules that make the world a better place for everyone.

"You see," the King began, "there is **One God** who loves and cares for all of us. And we must remember, **No Idols**—don't worship anything other than the One True God." The children nodded, eager to hear more. "Also," the King continued, "always remember to **Watch Your Words**. Words can be powerful! They can build people up or bring them down, so use kind words that make others smile."

"Now, listen carefully," the King said, raising his finger. "Everyone needs a little rest. That's why we should **Rest on the Sabbath**, a special day to relax and spend time with family and God." "And, of course," the King added, "you should always **Honor Your Father and Mother**. They love you and help you grow, so treat them with kindness and respect."

The King continued, "Next, **Do Not Murder**. We must never hurt anyone because it makes God and others sad.

"Remember," the King said, '**One Man, One Woman**' means that love is a special gift between two people, so always keep your wedding promises when you grow up and marry the person God has chosen for you."

4. Puppet Game (continued)

The King then whispered, "**Do Not Steal**, because when we take what isn't ours, we hurt others. And, always be truthful —**Do Not Lie**, because lies can break people's trust." The children nodded and agreed to tell the truth and be kind. "Lastly," the King said, looking serious, **Do Not Covet**. It's easy to want what others have, but true happiness comes from being thankful for what you already have."

The King smiled. "If you follow these 10 Commandments, the world will be full of kindness, respect, and joy!" And from that day on, the village became a more peaceful and kind place to live because the children wanted to follow God's Commandments.

4. Discussion Questions (10 minutes)

After the puppet activity, take some time to sit down and discuss the 10 Commandments with your kids. Here are a few discussion questions to spark conversation and help deepen their understanding:

- Why do you think God gave us the 10 Commandments?
- Which Commandment do you think is the most important and why?
- How can we love and honor God more each day?
- How do you feel when someone steals or tells a lie? Why is it important to be honest?
- Can you think of a time when you had to show respect to your parents or others?

5. Closing Prayer (5 minutes)

End the lesson with a short prayer asking God for help in following His Commandments. Encourage the kids to pray out loud as well, thanking God for guiding them to live a life that honors Him.

